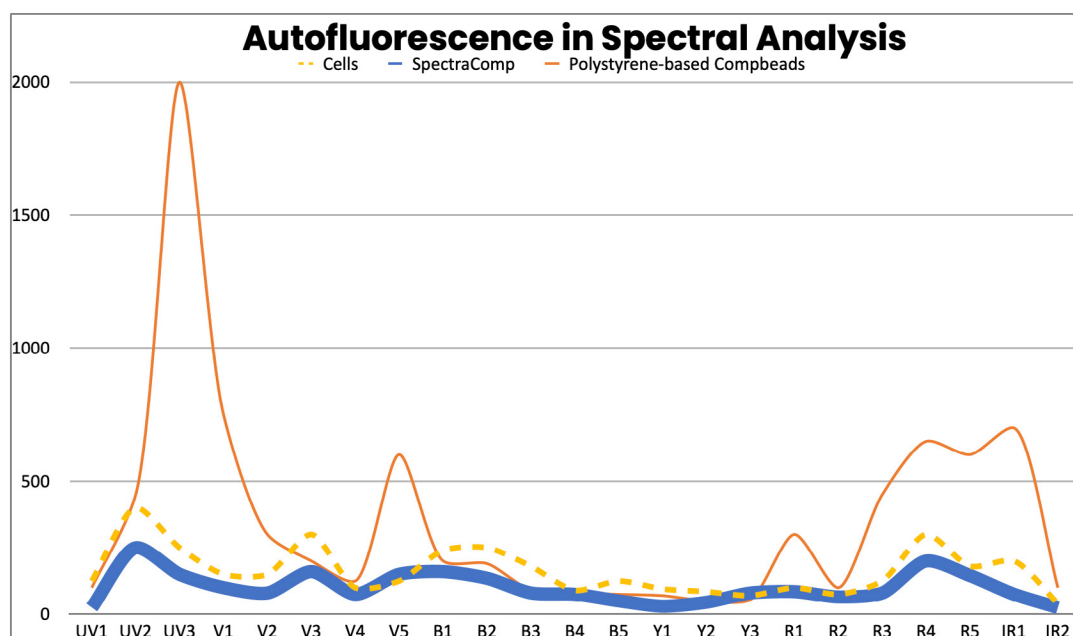


Compensation controls designed for spectral flow analysis

Optimize your spectral flow analysis with SpectraComp[®]

Benefits

- Accurate spectral unmixing for spectral analysis
- Spectral compensation controls with cell-like autofluorescence
- Easier experimental setup with less compensation analysis



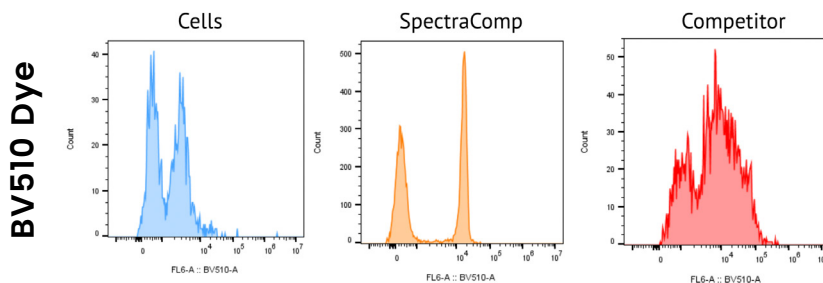
Complete spectral signature comparison. Spectral signatures of SpectraComp[®] used with the indicated fluorophores matched those of single stained leukocytes.

Fluorescence, compensation, and cellular controls are the backbone of generating reliable flow cytometry data. Polystyrene solid-core beads used for instrument and assay setup have high levels of non-specific binding, do not mimic cell autofluorescence, and have fundamentally different properties from cells, including FSC vs SSC. This leads to controls that do not match the spectral profile of single stained cells, under- or over-compensation calculations, and ultimately compromised accuracy of data.

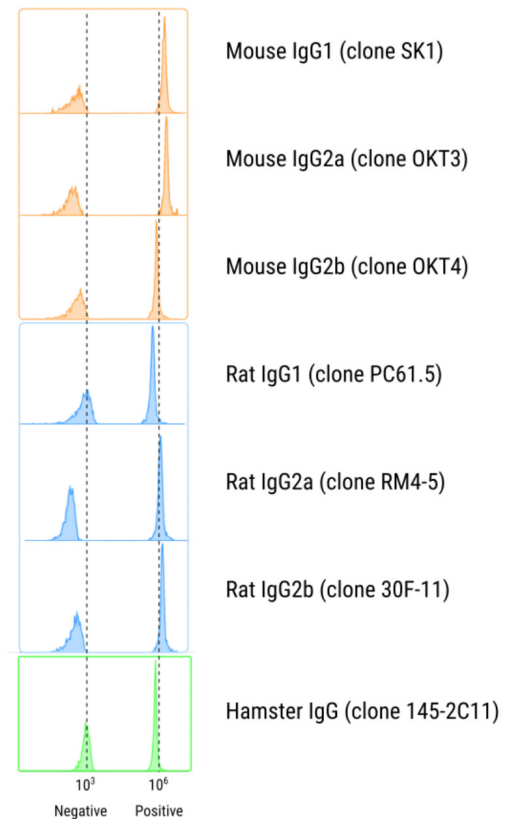
SpectraComp® compensation controls from Slingshot Biosciences are synthetic cells that mimic the optical and autofluorescence profile of lymphocytes and capture multiple species of antibodies. Precise, reliable, and repeatable results—with SpectraComp®, these goals are now achievable in your spectral flow cytometry experiments.

Optimized for Spectral Flow Cytometry

- Unparalleled fluorescence response (dynamic range greater than 10e5 MFI)
- Conveniently works with multiple species of antibodies: mouse, rat, and hamster
- Fully compatible with violet and UV fluorochromes
- Cell-like autofluorescence for superior signal-to-noise performance, compensation, spillover, and spectral analysis/unmixing



SpectraComp® outperforms the competition with violet dyes.



SpectraComp® works with antibodies from multiple species and their isotypes. This is the benefit of having multiple species reactivities in a convenient, single format product.

© 2022 Slingshot Biosciences, Inc. All rights reserved. Unless otherwise noted, Slingshot Biosciences, the Slingshot Logo and all other trademarks are property of Slingshot Biosciences, Inc.

For Research Use Only. Not for use in diagnostic or therapeutic procedures. Not for resale.

[Liste des produits](#)

[Nous contacter](#)

OZYME
Des femmes et des hommes
au service de vos recherches

Service client - commande : commande@ozyme.fr
Service technique :
Réactifs : 01 34 60 60 24 - tech@ozyme.fr
Instrumentation : 01 30 85 92 88 - instrum@ozyme.fr